
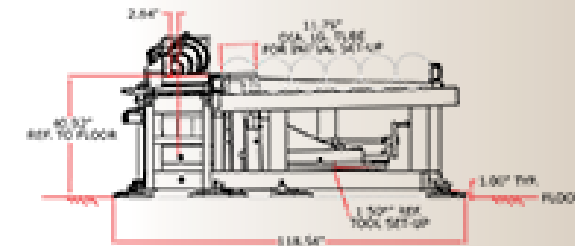
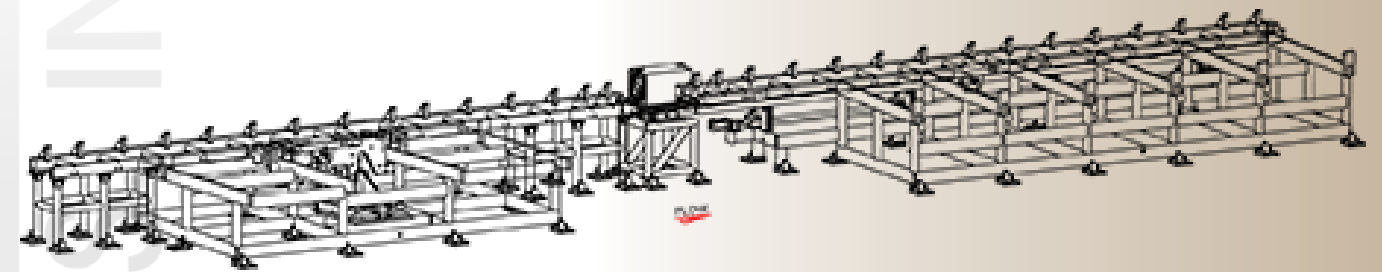


HEAVY DUTY CONVEYOR



- Multi-Arm Tubing rack storage frame with adjustable Gravity arms (load & unload)
- Pneumatic “one at a time” load escapement with 3000 pound tube load capacity
- Powered Conveyor roller bed (via slaved drive chains) with vertical back-up rollers
- 76 mm (3 in) stainless steel rollers on 25 mm to 76 mm (1 in to 3 in) centers to suit scanner coil
- Pneumatic unload escapement with 3000 lb. tube load capacity
- DC Motor Controller with Hand Switch to turn conveyor bed on & off
- 3-position hand valves for actuating load and unload escapement
- Excellent for Induction Heating Applications



HEAVY DUTY CONVEYOR

Specifications	Solutions engineered to customer's requirements
Load Capacity	1360 kg (3000 lb.)
Tubing Back Pressure Maximum	6803 kg (15000 lb.)
Gear Motor Drive	110 VDC (No Motor Starter Required)
Conveyor Speed	0 to 20 ft. per minute
Roller Heat Capacity	900°F (482°C)
Unload Capacity	1360 kg (3000 lb.)